



SOFTGOODS

] Sd SX Q · MR K \ ^]

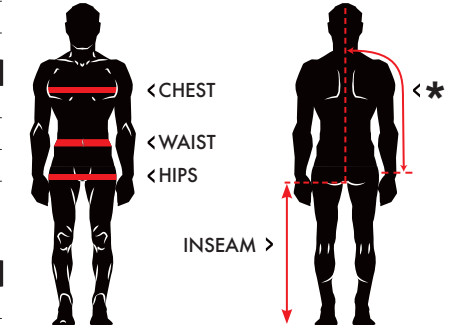
SS19


salomon
TIME TO PLAY

APPAREL SIZING CHART

APPAREL MEN SIZING CM

| TOP (CM) | XS | S | M | L | XL | XXL |
|-----------------------------|-------|-------|--------|---------|---------|---------|
| CHEST | 85-91 | 91-97 | 97-103 | 103-109 | 110-118 | 118-126 |
| WAIST | 71-77 | 77-83 | 83-89 | 89-95 | 96-104 | 104-112 |
| HIP | 84-90 | 90-96 | 96-102 | 102-108 | 109-117 | 117-125 |
| FROM MIDDLE BACK TO WRIST* | 81.5 | 83.5 | 85.5 | 87.5 | 90.5 | 93.5 |
| BOTTOM (CM) | XS | S | M | L | XL | XXL |
| WAIST | 71-77 | 77-83 | 83-89 | 89-95 | 96-104 | 104-112 |
| HIP | 84-90 | 90-96 | 96-102 | 102-108 | 109-117 | 117-125 |
| INSEAM FROM CROTCH TO FLOOR | 79 | 80.5 | 82 | 83.5 | 85 | 86.5 |

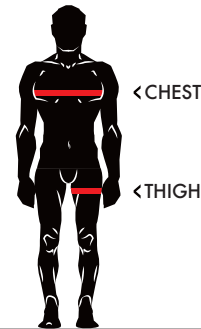


APPAREL MEN SIZING INCH

| TOP (INCH) | XS | S | M | L | XL | XXL |
|-----------------------------|-------|-------|-------|-------|-------|-------|
| CHEST | 33-36 | 36-38 | 38-41 | 41-43 | 43-46 | 46-50 |
| WAIST | 28-30 | 30-33 | 33-35 | 35-37 | 38-41 | 41-44 |
| HIP | 33-35 | 35-38 | 38-40 | 40-43 | 43-46 | 46-49 |
| FROM MIDDLE BACK TO WRIST* | 31.89 | 32.68 | 33.66 | 34.45 | 35.63 | 36.81 |
| BOTTOM (INCH) | XS | S | M | L | XL | XXL |
| WAIST | 28-30 | 30-33 | 33-35 | 35-37 | 38-41 | 41-44 |
| HIP | 33-35 | 35-38 | 38-40 | 40-43 | 43-46 | 46-49 |
| INSEAM FROM CROTCH TO FLOOR | 31 | 31.69 | 32.28 | 32.87 | 33.46 | 34.05 |

APPAREL MEN S/LAB-PRO SIZING

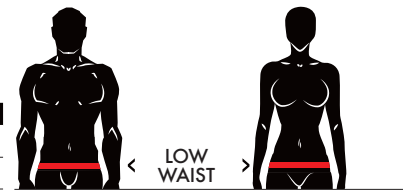
| TOP | XS | S | M | L | XL |
|--------------|--------------------------------------|--------------------------------------|--------------------------------------|--------------------------------------|--------------------------------------|
| CHEST (cm) | 86-91 | 91-97 | 97-103 | 103-109 | 109-118 |
| CHEST (inch) | 33 ^{7/8} -35 ^{7/8} | 35 ^{7/8} -38 ^{1/4} | 38 ^{1/4} -40 ^{1/2} | 40 ^{1/2} -42 ^{7/8} | 42 ^{7/8} -46 ^{1/2} |
| BOTTOM | XS | S | M | L | XL |
| THIGH (cm) | 48-52 | 53-56 | 57-59 | 60-63 | 64-67 |
| THIGH (inch) | 18 ^{7/8} -20 ^{1/2} | 20 ^{7/8} -22 | 22 ^{1/4} -23 ^{5/8} | 23 ^{5/8} -24 ^{3/4} | 25 ^{1/4} -26 ^{3/8} |



IF YOU FALL BETWEEN TWO SIZES, CHOOSE THE SMALLER SIZE.

S/LAB BELT SIZING

| UNISEX SIZING | 1 | 2 | 3 | 4 | 5 |
|---------------|-------|-------|-------|-------|--------|
| cm | 74-80 | 80-86 | 86-92 | 92-98 | 98-106 |
| inch | 29-31 | 31-34 | 34-36 | 36-39 | 39-42 |



MEN'S BOTTOM SIZING CHART

| SIZE | XS | S | M | L | XL | XXL |
|---------------|-------|-------|-------|-------|-------|-----|
| GERMANY/ITALY | 40/42 | 44/46 | 48/50 | 52/54 | 56-58 | 60 |
| FRANCE/SPAIN | 32/34 | 36/38 | 40/42 | 44/46 | 48/50 | 52 |
| UK/US/CANADA | 24/26 | 28/30 | 32/34 | 36/38 | 40/42 | 44 |

PANT INSEAM LENGTH SIZING MEN

| SHORT LENGTH | REGULAR LENGTH | LONG LENGTH |
|-----------------|-----------------|-----------------|
| 77 cm / 30 inch | 82 cm / 32 inch | 87 cm / 34 inch |

3 LEG LENGTHS AVAILABLE, NO MATTER HOW BIG THE PANTS ARE.

APPAREL SIZING CHART

BRA WITH CUPS SIZING

| UNDERBUST MEASUREMENT (CM) | 68-72 | 73-77 | 78-82 |
|----------------------------|-------|-------|-------|
| FR/SP/BE | 85 | 90 | 95 |
| EUR/JP | 70 | 75 | 80 |
| GB/US | 32 | 34 | 36 |

BRA WITH CUPS SIZING

| BUST MEASUREMENT (CM) | 32 ^{GB/US} - 70 ^{EUR/JP} -85 ^{FR/SP/BE} | 34 ^{GB/US} - 75 ^{EUR/JP} -90 ^{FR/SP/BE} | 36 ^{GB/US} - 80 ^{EUR/JP} -95 ^{FR/SP/BE} |
|-----------------------|---|---|---|
| | A | 82-84 cm | 87-89 cm |
| B | 84-86 cm | 89-91 cm | 94-96 cm |
| C | 86-88 cm | 91-93 cm | 96-98 cm |
| D | 88-90 cm | 93-95 cm | 98-100 cm |

BRA SEAMLESS SIZING

| BUST MEASUREMENT (CM) | 81-86 | 86-91 | 91-96 | 96-102 | 102-110 | 110-118 |
|-----------------------|-------|-------|-------|--------|---------|---------|
| FR/SP/BE | XS | S | M | L | XL | XXL |
| EUR/JP | XS | S | M | L | XL | XXL |
| GB/US | XS | S | M | L | XL | XXL |

APPAREL WOMEN SIZING CM

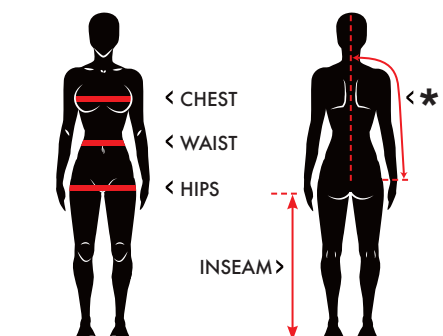
| TOP (CM) | XS | S | M | L | XL | XXL |
|----------------------------|-------|-------|--------|---------|---------|---------|
| CHEST | 81-86 | 86-91 | 91-96 | 96-102 | 102-110 | 110-118 |
| WAIST | 63-70 | 70-75 | 75-80 | 80-86 | 86-94 | 94-102 |
| HIP | 89-94 | 94-99 | 99-104 | 104-110 | 110-118 | 118-126 |
| FROM MIDDLE BACK TO WRIST* | 76 | 77.5 | 79 | 81 | 83 | 85 |

| BOTTOM (CM) | XS | S | M | L | XL | XXL |
|-----------------------------|-------|-------|--------|---------|---------|---------|
| WAIST | 63-70 | 70-75 | 75-80 | 80-86 | 86-94 | 94-102 |
| HIP | 89-94 | 94-99 | 99-104 | 104-110 | 110-118 | 118-126 |
| INSEAM FROM CROTCH TO FLOOR | 76.5 | 77.5 | 78.5 | 80 | 82 | 84 |

APPAREL WOMEN SIZING INCH

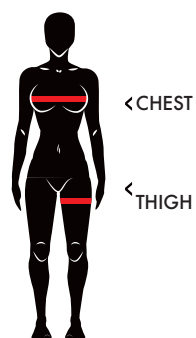
| TOP (INCH) | XS | S | M | L | XL | XXL |
|----------------------------|-------|-------|-------|-------|-------|-------|
| CHEST | 32-34 | 34-36 | 36-38 | 38-40 | 40-43 | 43-46 |
| WAIST | 25-28 | 28-30 | 30-32 | 32-34 | 34-37 | 37-40 |
| HIP | 35-37 | 37-39 | 39-41 | 41-43 | 43-46 | 46-50 |
| FROM MIDDLE BACK TO WRIST* | 30 | 30.51 | 31.1 | 32 | 32.68 | 33.46 |

| BOTTOM (INCH) | XS | S | M | L | XL | XXL |
|-----------------------------|-------|-------|-------|-------|-------|-------|
| WAIST | 25-28 | 28-30 | 30-32 | 32-34 | 34-37 | 37-40 |
| HIP | 35-37 | 37-39 | 39-41 | 41-43 | 43-46 | 46-50 |
| INSEAM FROM CROTCH TO FLOOR | 30 | 30.51 | 30.71 | 31.5 | 32.28 | 33.07 |



APPAREL WOMEN S/LAB-PRO SIZING

| TOP | XXS | XS | S | M | L | XL |
|--------------|--------------------------------------|--------------------------------------|--------------------------------------|--------------------------------------|--------------------------------------|--------------------------------------|
| CHEST (cm) | 76-80 | 80-84 | 84-90 | 90-96 | 96-102 | 102-106 |
| CHEST (inch) | 29 ^{7/8} -31 ^{1/2} | 31 ^{1/2} -33 ^{1/4} | 33 ^{1/4} -35 ^{1/2} | 35 ^{1/2} -37 ^{7/8} | 37 ^{7/8} -40 ^{1/8} | 40 ^{1/8} -41 ^{3/4} |
| BOTTOM | XS | S | M | L | XL | |
| THIGH (cm) | 48-51 | 52-54 | 55-58 | 59-61 | 62-64 | |
| THIGH (inch) | 18 ^{7/8} -20 ^{1/8} | 20 ^{1/2} -21 ^{1/4} | 21 ^{5/8} -22 ^{7/8} | 23 ^{1/4} -24 | 24 ^{3/8} -25 ^{1/4} | |



IF YOU FALL BETWEEN TWO SIZES, CHOOSE THE SMALLER SIZE.

WOMEN'S BOTTOM SIZING CHART

| SIZE | XS | S | M | L | XL | XXL |
|---------------|-------|-------|-------|-------|-------|-------|
| GERMANY/SPAIN | 30/32 | 34/36 | 38/40 | 42/44 | 46/48 | 50/52 |
| FRANCE | 32/34 | 36/38 | 40/42 | 44/46 | 48/50 | 52/54 |
| US/CANADA | 0/2 | 4/6 | 8/10 | 12/14 | 16/18 | 20/22 |
| UK | 4/6 | 8/10 | 12/14 | 16/18 | 20/22 | 24/26 |
| ITALY | 36/38 | 40/42 | 44/46 | 48/50 | 52/54 | 56/58 |

PANT INSEAM LENGTH SIZING WOMEN

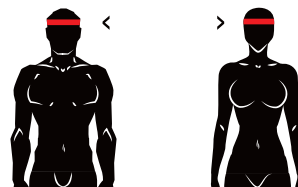
| SHORT LENGTH | REGULAR LENGTH | LONG LENGTH |
|-------------------|-------------------|-------------------|
| 73.5 cm / 29 inch | 78.5 cm / 31 inch | 83.5 cm / 33 inch |

3 LEG LENGTHS AVAILABLE, NO MATTER HOW BIG THE PANTS ARE.

GEAR SIZING CHART

HEADWEAR

| | XS/S | S/M | M/L | L/X |
|-------------------------|-------------------|-------------------|-------------------|-------------------|
| HEAD MEASUREMENT (cm) | 50 | 54 | 57 | 59 |
| HEAD MEASUREMENT (inch) | 20 ^{2/3} | 21 ^{1/4} | 22 ^{4/9} | 23 ^{2/9} |
| | OSFW | OSFA | | |
| HEAD MEASUREMENT (cm) | 55/56 | 57/58 | | |
| HEAD MEASUREMENT (inch) | 21 ^{1/2} | 22 ^{1/2} | | |



GLOVES

| MEN'S & UNISEX | XS | S | M | L | XL | XXL |
|------------------------|------|------|------|------|------|------|
| | 7.5 | 8 | 8.5 | 9 | 9.5 | 10 |
| HAND LENGTH (cm) | 15.6 | 16.4 | 17.2 | 18.2 | 19.1 | 20.1 |
| HAND WIDTH (cm) | 7.7 | 8.1 | 8.5 | 8.9 | 9.3 | 9.7 |
| WRIST MEASUREMENT (cm) | 14.7 | 15.7 | 16.7 | 17.7 | 19.2 | 20.7 |



| WOMEN'S & UNISEX | XXS | XS | S | M | L | XL |
|------------------------|------|------|------|------|------|------|
| | 6 | 6.5 | 7 | 7.5 | 8 | 8.5 |
| HAND LENGTH (cm) | 13.8 | 14.6 | 15.5 | 16.4 | 17.3 | 18.2 |
| HAND WIDTH (cm) | 6.85 | 7.2 | 7.55 | 7.9 | 8.25 | 8.6 |
| WRIST MEASUREMENT (cm) | 12.6 | 13.6 | 14.6 | 15.6 | 16.6 | 17.6 |

FOOTWEAR CONVERSION CHART

ADULTS

| UK | EUR | US | |
|------|-------------------|---------|-------|
| | | WOMEN'S | MEN'S |
| 3.5 | 36 | 5 | 4 |
| 4 | 36 ^{2/3} | 5.5 | 4.5 |
| 4.5 | 37 ^{1/3} | 6 | 5 |
| 5 | 38 | 6.5 | 5.5 |
| 5.5 | 38 ^{2/3} | 7 | 6 |
| 6 | 39 ^{1/3} | 7.5 | 6.5 |
| 6.5 | 40 | 8 | 7 |
| 7 | 40 ^{2/3} | 8.5 | 7.5 |
| 7.5 | 41 ^{1/3} | 9 | 8 |
| 8 | 42 | 9.5 | 8.5 |
| 8.5 | 42 ^{2/3} | 10 | 9 |
| 9 | 43 ^{1/3} | 10.5 | 9.5 |
| 9.5 | 44 | 11 | 10 |
| 10 | 44 ^{2/3} | 11.5 | 10.5 |
| 10.5 | 45 ^{1/3} | 12 | 11 |
| 11 | 46 | 12.5 | 11.5 |
| 11.5 | 46 ^{2/3} | 13 | 12 |
| 12 | 47 ^{1/3} | 13.5 | 12.5 |
| 12.5 | 48 | 14 | 13 |
| 13 | 48 ^{2/3} | 14.5 | 13.5 |
| 13.5 | 49 ^{1/3} | 15 | 14 |

JUNIORS

| UK | EUR | US |
|-------|-----|-----|
| 12.5K | 31 | 13 |
| 13.5K | 32 | 1 |
| 1 | 33 | 1.5 |
| 2 | 34 | 2 |
| 2.5 | 35 | 3 |
| 3.5 | 36 | 4 |
| 4 | 37 | 5 |
| 5 | 38 | 6 |

KIDS

| UK | EUR | US |
|-------|-----|------|
| 8.5K | 26 | 9K |
| 9.5K | 27 | 10 |
| 10K | 28 | 10.5 |
| 10.5K | 29 | 11 |
| 11.5K | 30 | 12 |

GAITERS

| | UK | EUR | US | MONDO |
|---|--------|--------------------------------------|--------|---------|
| S | 4-6.5 | 36 ^{2/3} -40 | 4.5-7 | 22.5-25 |
| M | 7-8.5 | 40 ^{2/3} -42 ^{2/3} | 7.5-9 | 25-27 |
| L | 9-11.5 | 43 ^{1/3} -46 ^{2/3} | 9.5-12 | 27.5-30 |

*WEIGHT


Please note that communicated weights are approximate.


BAGS & PACKS

SIZING CHART

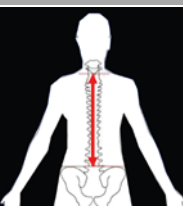
BAGS & PACKS

| S/LAB SENSE VEST – UNISEX FIT | | | OUTPEAK VEST – UNISEX PACK (from S to XL) | | | | |
|---|----------------|------|---|------|-------|-------|-----|
|  | TORSO DIAMETER | | XS | S | M | L | XL |
| | CM | Mini | 84 | 88.5 | 95.5 | 101.5 | 108 |
| | | Maxi | 89 | 96 | 102.5 | 108.5 | 115 |
| | INCH | Mini | 33 | 34.5 | 37.5 | 39.5 | 42 |
| Maxi | | 35 | 37.5 | 40 | 42.5 | 45 | |

| ADV SKIN VEST – WOMEN FIT | | | | | | | |
|---|----------------|------|------|------|------|------|-------|
|  | TORSO DIAMETER | | XXS | XS | S | M | L |
| | CM | Mini | 76 | 81 | 86 | 90 | 96 |
| | | Maxi | 81.5 | 86.5 | 90.5 | 96.5 | 102.5 |
| | INCH | Mini | 23 | 32 | 34 | 35.5 | 37.5 |
| Maxi | | 32 | 34 | 35.5 | 37.5 | 40 | |

| ADV SKIN VEST - UNISEX FIT | | | | | | | |
|--|----------------|------|------|------|-------|-------|-----|
|  | TORSO DIAMETER | | XS | S | M | L | XL |
| | CM | Mini | 81.5 | 88.5 | 95.5 | 101.5 | 108 |
| | | Maxi | 89 | 96 | 102.5 | 108.5 | 115 |
| | INCH | Mini | 32 | 34.5 | 37.5 | 39.5 | 42 |
| Maxi | | 35 | 38 | 40 | 42.5 | 45 | |

| PULSE BELT | | | | | | | |
|---|----------------|------|------|------|------|------|-----|
|  | WAIST DIAMETER | | XS | S | M | L | XL |
| | CM | Mini | 64 | 72 | 80 | 88 | 96 |
| | | Maxi | 72 | 80 | 88 | 96 | 105 |
| | INCH | Mini | 25 | 28.5 | 31.5 | 34.5 | 38 |
| Maxi | | 28.5 | 31.5 | 34.5 | 38 | 41.5 | |

| OUT PACK - WOMEN FIT | | | | |
|---|-------------|------|------|-----|
|  | BACK LENGTH | | S/M | M/L |
| | CM | Mini | 38 | 43 |
| | | Maxi | 44 | 49 |
| | INCH | Mini | 15 | 17 |
| Maxi | | 17.5 | 19.5 | |

| OUT PACK – UNISEX FIT | | | | |
|---|-------------|------|------|-----|
|  | BACK LENGTH | | S/M | M/L |
| | CM | Mini | 43 | 48 |
| | | Maxi | 49 | 54 |
| | INCH | Mini | 17 | 19 |
| Maxi | | 19.5 | 21.5 | |

FOR EASIER SIZE SELECTION, USE THE SALOMON BAGS TAPE MEASURER
NEW FOR SS19